

LAMELIO

WALL PANELS

VENEER
COLLECTION



LAMELIO

WALL PANELS

VENEER

COLLECTION

Discover our unique collection of decorative wall panels that combine the elegance of natural wood with modern acoustic solutions. Our panels, made of high-quality MDF and covered with natural veneer, are an ideal solution for those who value both aesthetics and functionality.

Each panel is carefully crafted to ensure not only an aesthetic appearance, but also exceptional acoustic properties. The felt they are finished with significantly improves the acoustic comfort of rooms, reducing unwanted echoes and noises.

Our panels are easy to install and maintain, making them an ideal solution for both homes and commercial spaces. Thanks to the variety of colors, everyone will find something for themselves, regardless of the preferred interior style.

We invite you to discover our collection and create an interior that not only delights with its appearance, but also provides comfort and peace thanks to the excellent acoustic properties of our panels.



Effective noise reduction

Sound-absorbing felt mitigates noise and reduced unwanted reverberations.

Rich in color and shape

Versatile woodgrain colors and finishes to appeal to any style of home or office.

Flame retardant

The black acoustic felt can achieve B1 grade flame retardancy.

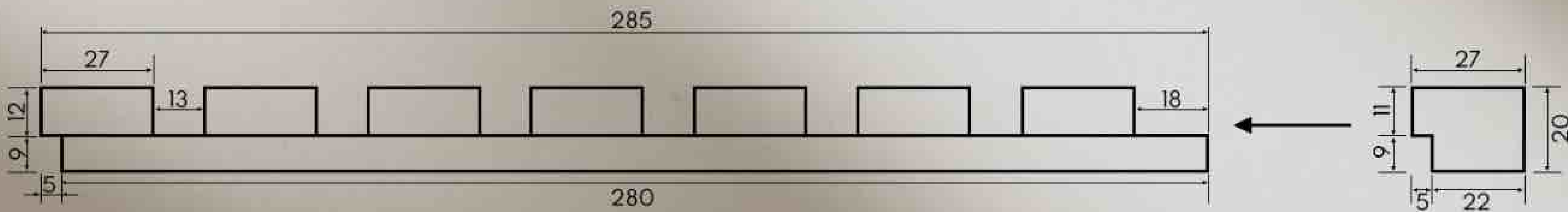
Environmental protection

CARB P2 grade medium density fiberboard protects from harmful gases and compounds.

SPECIFICATIONS

Material	MDF board & PET polyester fiber
Finish	Wood veneer
Length	2700 mm
Width	285 mm
Thickness	21mm (MDF thickness 12mm+PET felt thickness 9mm)
Eco-friendly	CARB P2
Flame restardant	EN 13501-1:2018 KLASA D-S2, D0
NRC (noise reduction coefficient)	Direct installation, NRC is 0.3; install keel, NRC is better
Clean	Clean with a vacuum cleaner or a dry cloth, not with water
Installation	Mounting glue

PANEL DIMENSIONS



veneer
LIGHT OAK
 veneer-LO



Light oak that brings warmth and harmony to the interior, perfectly matching bright, spacious rooms.



ENEER
SONOMA OAK
ENEER-SO


Sonoma oak, combining notes of modernity and nature, created for interiors with character.





veneer
RUSTIC OAK
 veneer-ro

Rustic oak that takes us to the world of traditional elegance, perfectly matching classic arrangements.



veneer
GREY
 veneer-G



Gray that introduces a modern, minimalist accent, perfect for lovers of Scandinavian design.



ENEER
WALNUT
ENEER-W




Walnut, which adds depth and nobility to interiors, goes well with rich, dark colors.






veneer
GRAPHITE
 veneer-GP

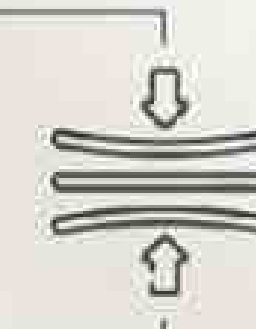


Graphite, which is a bold but elegant choice for those who are looking for modern but warm solutions.





High strength



Wooden texture



Soundproofing properties



Environmentally friendly product



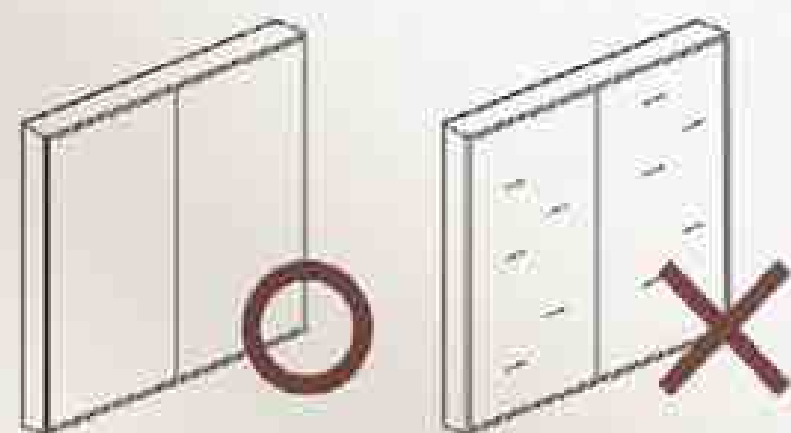
Easy to assemble



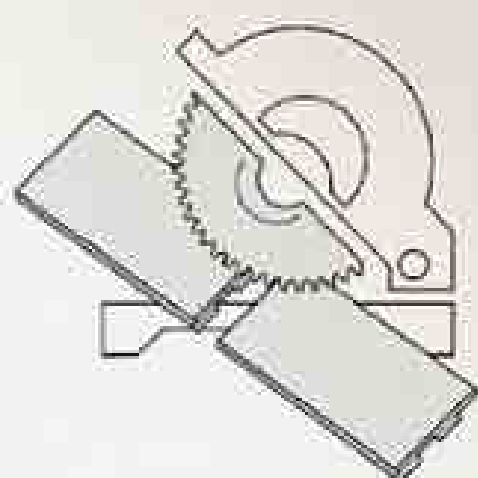
ASSEMBLY

OF LAMELLAS

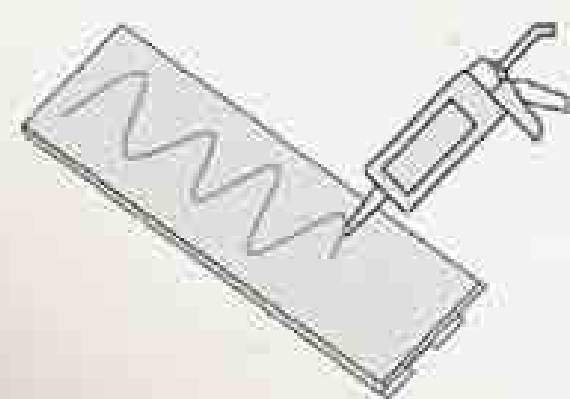
- 1** Prepare the surface on which the panels will be mounted. Installation on plastered walls, gypsum boards or wood-based materials is possible. If the wall is covered with wallpaper, we recommend that you disassemble it.



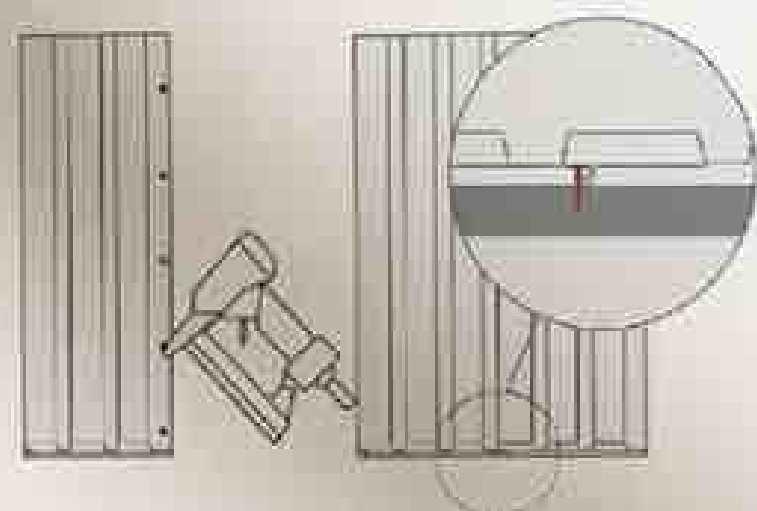
- 2** Use a circular saw or jigsaw to cut the panels to the correct length or width.



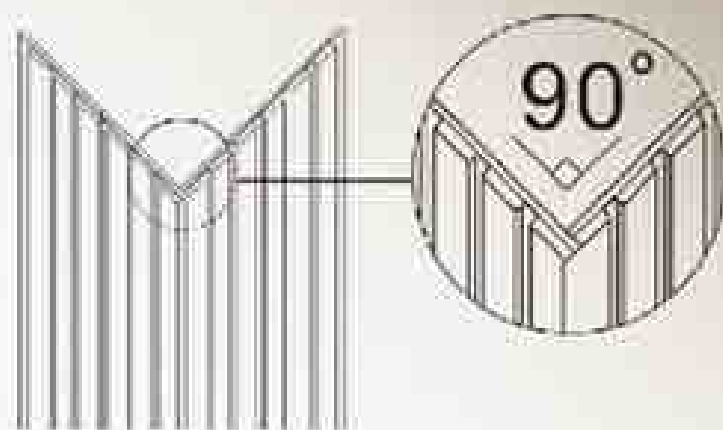
- 3** Apply mounting adhesive to the back of the panels.




- 4** The panels can be installed vertically or horizontally. In addition to the mounting glue, you can additionally use a stapler to attach the panels to the wall. Apply the staples to the edge of the panels' tongue, making them invisible.



- 5** When joining panels on the corner of the wall, groove the panels together.



- 6** You can use end strips to complete the finish look.



FINISH
SLATS



